




Harken Chrome Winch Range

BRIERLEY
HOSE AND HANDLING

Radial All-Chrome Plain-Top

Harken Radial Line winches have successfully balanced the need for a secure grip and line longevity with smooth, controlled easing while under load. Details sailors will appreciate: smaller winches that carry higher loads, stress-free seasonal maintenance, and one-person installation. Plain-top winches are best handled by two crew—one to trim and one to tail the line.



	Prod No.	Name	Speed	Base Ø (mm)	Base Ø (in)
	46.2PTCCC	46 Plain-Top Radial Winch — 2 Speed	2	184	7 1/4
	40.2PTCCC	40 Plain-Top Radial Winch — 2 Speed	2	157	6 3/16
	20.2PTCCC	20 Plain-Top Radial Winch — 2 Speed	2	137	5 3/8
	35.2PTCCC	35 Plain-Top Radial Winch — 2 Speed	2	149	5 7/8
	50.2PTCCC	50 Plain-Top Radial Winch — 2 Speed	2	194	7 5/8